

Unit X2



Buzzer with cable



Cable 2 FR + MD



2x M3x10

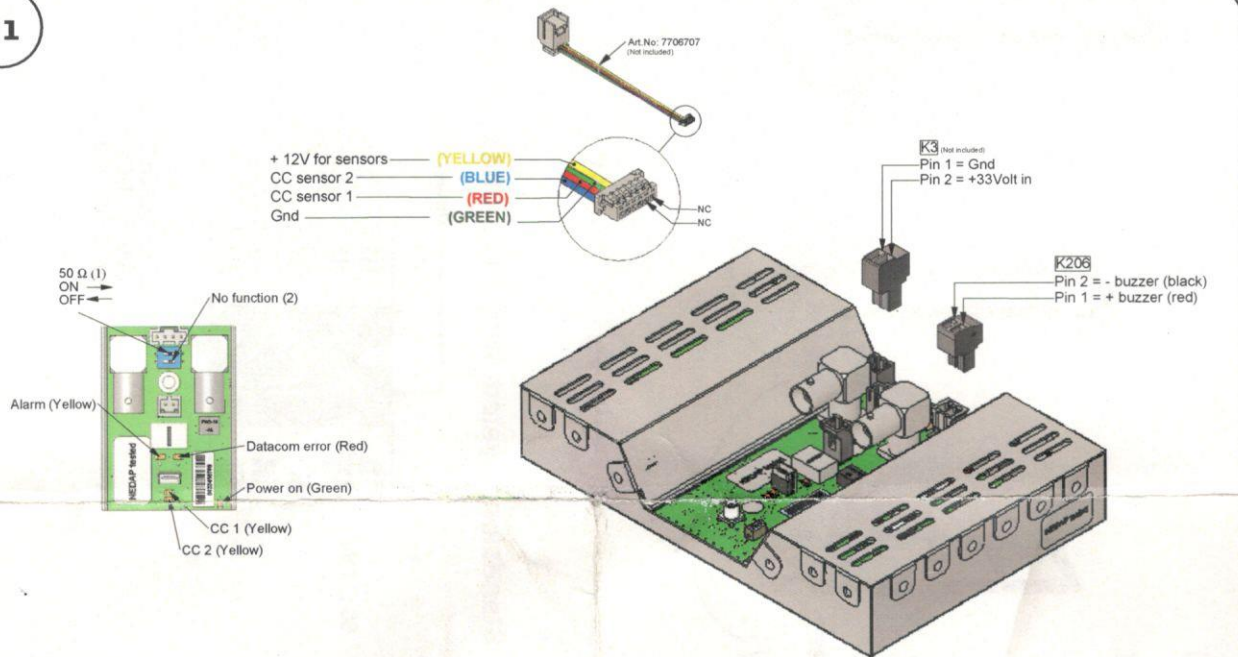


2x M3x6



2x M4x10

01



Unit Status (Slave or master)			
Button	Status LED's		Unit Status
	Alarm (Yellow)	Datacom (Red)	
press 1x (status available for 5 seconds)	Blink	Continuous	Slave
	Blink	Blink	Master
Change unit functionality			
After status check, press the button within 5 seconds to change functionality			
Button	Status LED's		Unit Status
	Alarm (Yellow)	Datacom (Red)	
press 1x	Status	Status	Status
press 2x (within 5 seconds)	Blink	Blink	Master
or press 2x (within 5 seconds)	Blink	Continuous	Slave

K1 Antenna (TX-out)



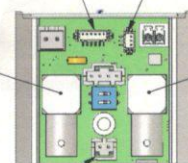
K210 USB (mini) config port

SW3 Master/slave switch

K208 Customer counting

K211 Keypad

K101 Sync in



K102 Sync out

K209 Deact. buzzer

**nedap**  
RETAIL

GROENLO - HOLLAND

DRW: CB 2011/03/09

CHK:

DESCRIPTION:

**QUICK REFERENCE X2** | art no. 8017328

DOC. ARTICLE NO: 5276659

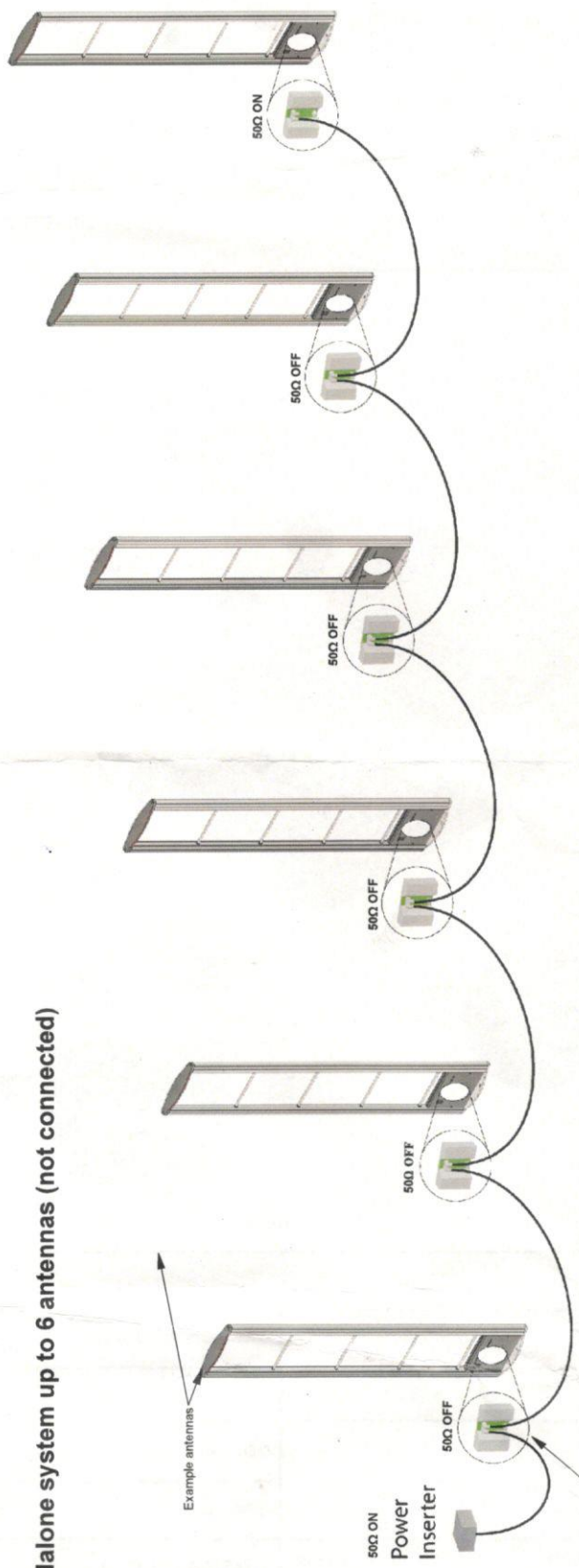
REV.: D

Copyright © by N.V. Nederlandsche Apparatenfabriek NEDAP. No part of this drawing may be reproduced or distributed in any form or by any means, or stored in a data base or retrieval system without the prior written permission of NEDAP.

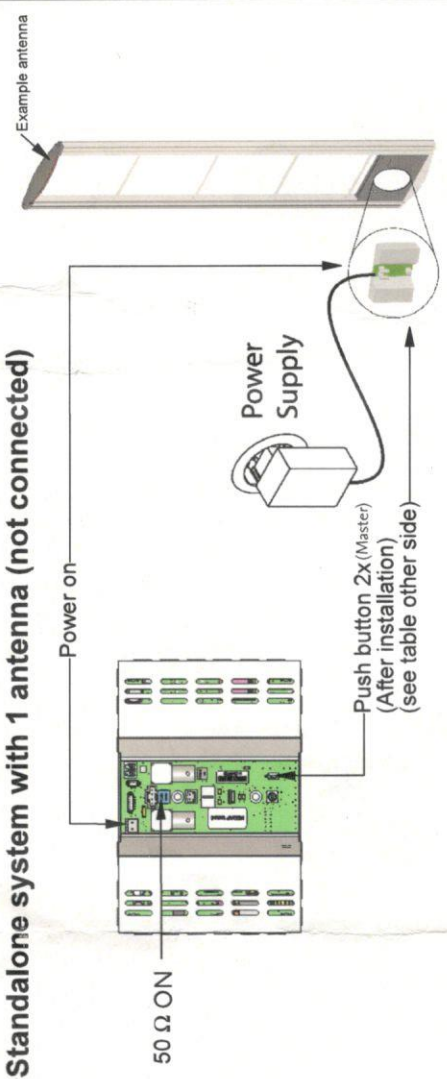
SHEET: 45.01 OF 1

DRAWING: T5276-659

**Standalone system up to 6 antennas (not connected)**



**Standalone system with 1 antenna (not connected)**



**50 Ω settings**

